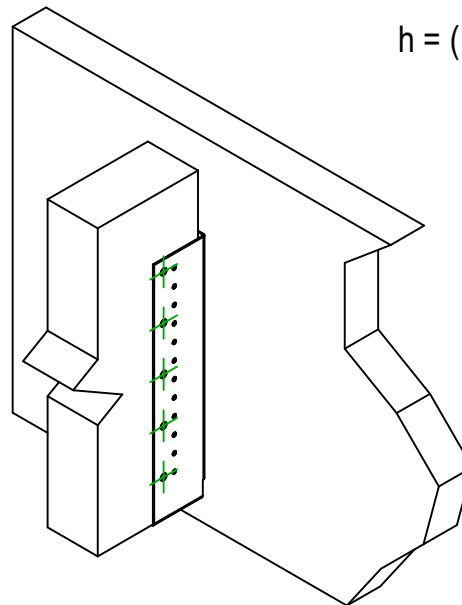
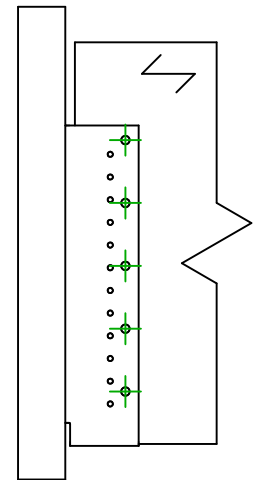
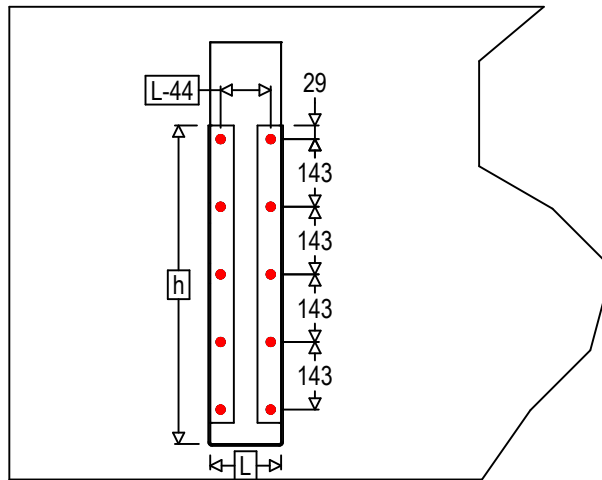
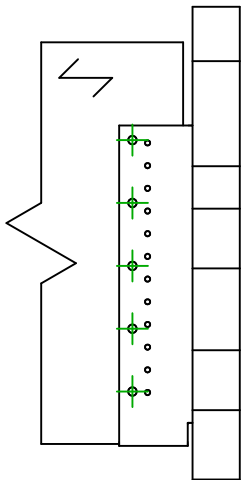




Item	=	GBI1500	
Fasteners	=	Timber to rigid support	Joist to beam
Type of fastening	=	Fixing on rigid support	



$$h = (1500 - L) / 2$$

	Symbol	Fasteners	Fasteners	Qty
Header Fastener(s)		FM753	FM 753 EVO M16X110/5	10
		LMAS	LMASM16	
		-	-	
Joist Fastener(s)		BSH	BSH16	5
		-	-	
		-	-	