

SIMPSON**Strong-Tie**

Plano de fijación



REV

0

REV DATE

21/08/24

DWG NAME

C_E5-1.5-11.22-11_2D0_NP_BTR-6-ES

Referencia

=

E5/1.5/11.22/11

Fijaciones

=

Madera sobre soporte rígido

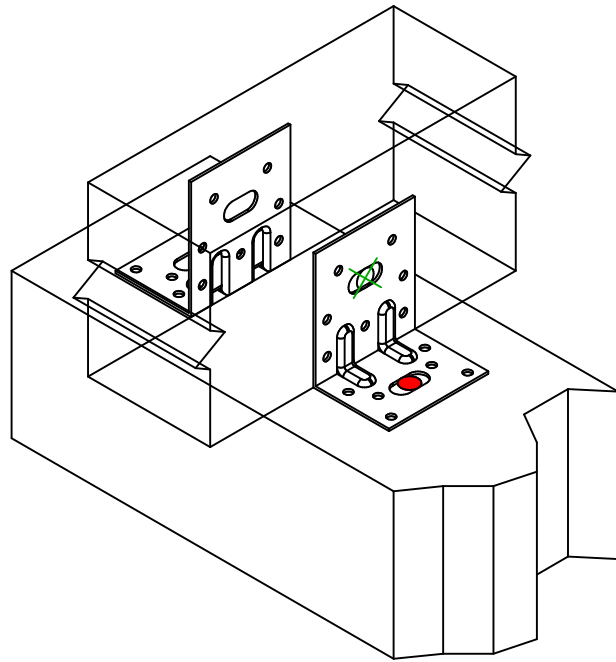
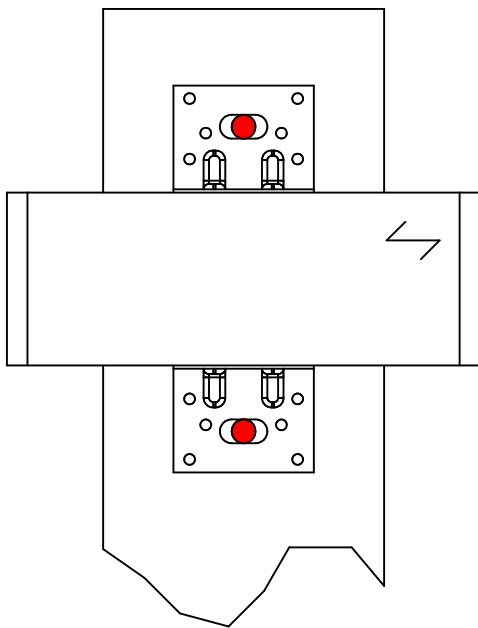
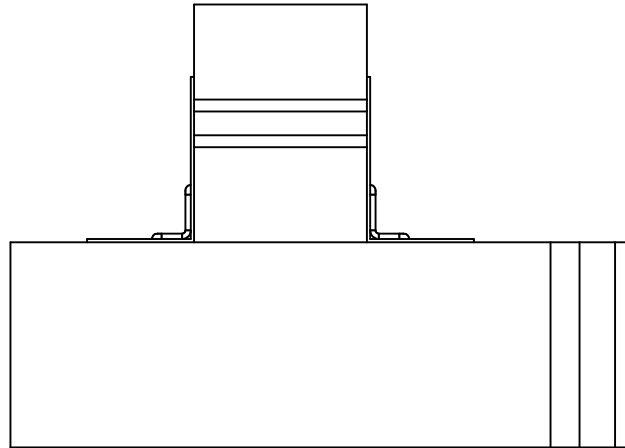
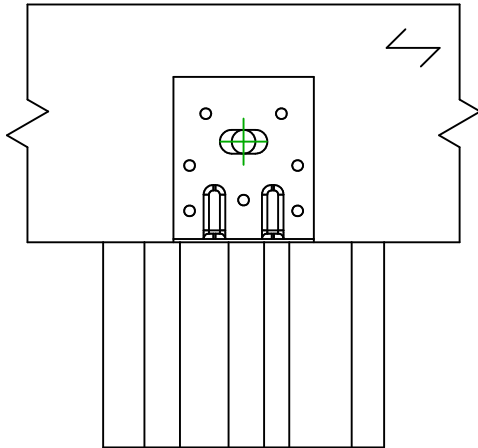
Madera sobre soporte rígido

Sistema de fijación

=

Clavado parcial

Plan de fijación N° 6



	Símbolo	Fijaciones	Referencia	Ctd
Fijaciones Soporte		FM753	FM 753 EVO M10X78/5	1 x 2
		LMAS	LMASM10-120/25	
		THD	THD8X70/5	
Fijaciones Viga Secundaria		SSH	SSH10.0X40	1 x 2
		-	-	